

Skill 1 - Letter Formation


Build Letters **Step-By-Step**

Know
Where To Start
And
Where To Stop,

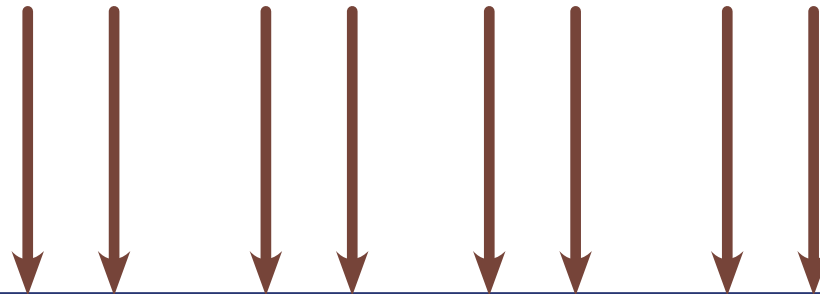


Slide Smoothly In Between!

Skill 2 - Downstrokes



Start At The Top
Aim At The Baseline



Slant Evenly


Check Pencil Grip

Skill 3 - Size

**Know Where To Start
For Good Size**

**Study
Tall and Small
Letter Parts**

**Check Pencil Grip
Stay Back On The Paint**



Skill 4 - Spacing

**Start Right For
Good Spacing**

**Keep Letters
Close in Words**

Space Words Apart

Check Pencil Grip



Skill 5 - Smooth Rhythm

Practice Smooth Movement

**Chant As You Practice
And Slide With
Your Voice**

Relax!



Skill 6 - Control

Learn To Aim For The Lines



**Practice
Sliding
Smoothly!**

**Control Helps
Form, Slant, Size And Spacing**